

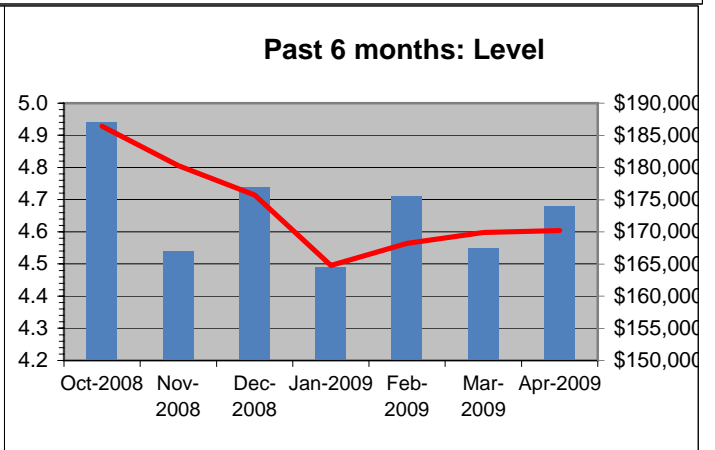
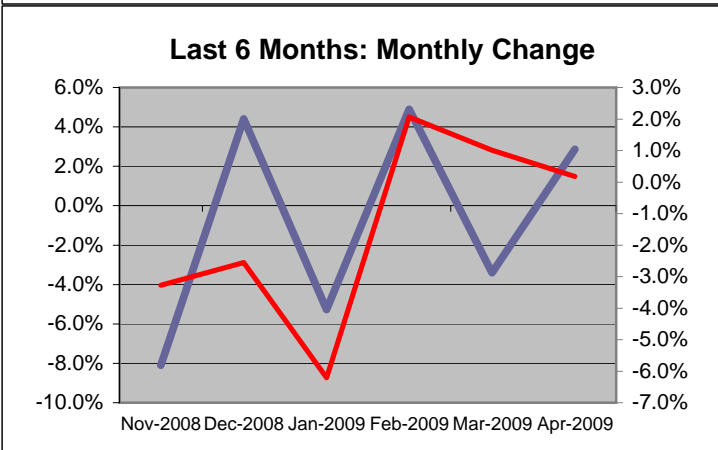
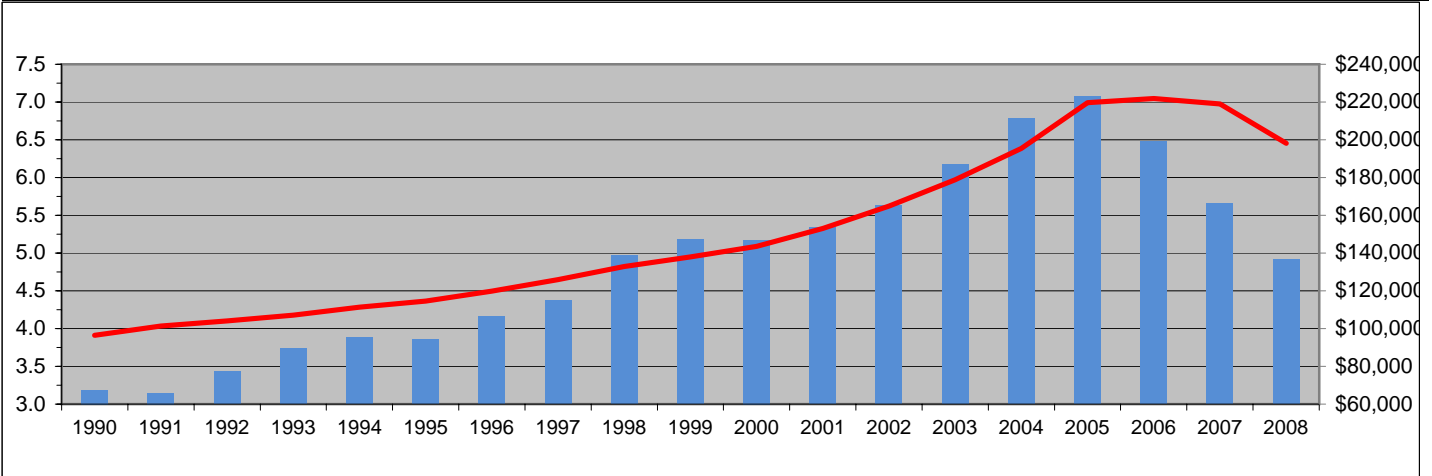
Existing Home Sales: Single Family and Condo

Apr-2009

Source: The National Association of Realtors®

Monthly (date)	Apr-2009	Mar-2009	Feb-2009	Jan-2009	Dec-2008	Nov-2008
EHS (SAAR, Millions or %)	4.68	4.55	4.71	4.49	4.74	4.54

Trend	1-Month Change	12-month change
EHS (SAAR, Millions or %)	2.9%	-3.5%



Monthly (date)	Apr-2009	Mar-2009	Feb-2009	Jan-2009	Dec-2008	Nov-2008
EHS (SAAR, \$1,000s)	\$222,700	\$229,100	\$228,500	\$224,300	\$210,500	\$206,900

Trend	1-Month Change	12-month change
EHS (SAAR, \$1,000s)	-2.8%	-15.4%

For a quick analysis by NAR economists, click here http://www.realtor.org/research/research_commentary.html